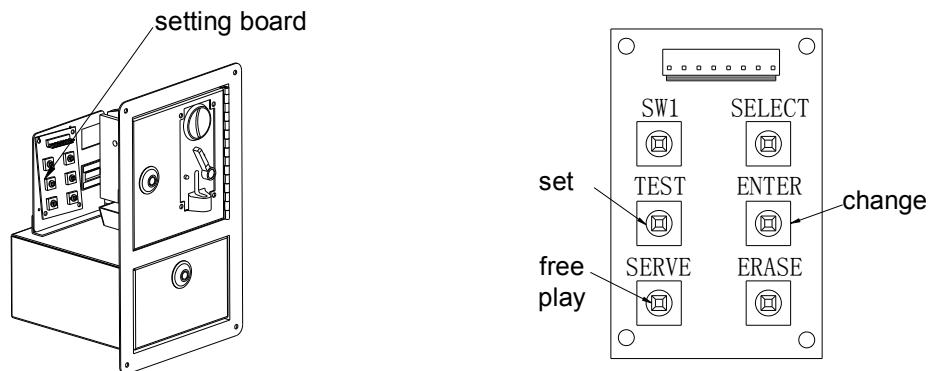


Game Setting

Button setting



TEST/ setting button: Enter into setting menu or move to next item.

SELECT/ select button: Choose the setting item.

ENTER/ revise button: Revise setting item.

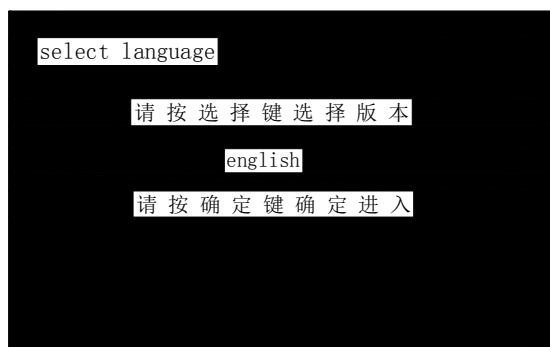
SERVE/ free button: For free play.

Setting mode

Operation mode: press the "TEST" button on the panel, enter into the menu, press "SELECT" button, select the revise item, press "ENTER" button, change game content.

Setting instruction

1) Language setting:



This menu can choose language. English or Chinese.

2) Parameter setting:




Setting instruction:

60 seconds: it is the time for one game. If setting for 60 seconds, then the play time is 60 seconds.

1 coin/1 play: it is how many coins for one game. If setting for "1 coin/1 play", then one coin for one game.

Volume: it is the volume for the game. Date big for the volume is big.

1) Monitor testing



It is to check the monitor work properly or not. If monitor appear with no white color, the monitor is have problem.